

Europe Greece
Basic Resources – Nonferrous Metals
IR RELEASE FY 2017
Company Description

ElvalHalcor Hellenic Copper and Aluminium industry S.A. (ElvalHalcor), is a leading global manufacturer of aluminium and copper products.

The Company was formed in December 2017 via the merger of Elval, a leading European aluminum rolling company, and Halcor, the largest copper tubes producer in Europe.

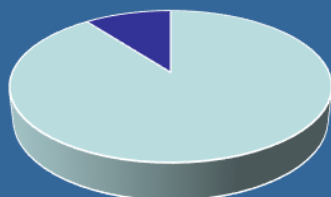
As a combined entity, ElvalHalcor capitalises on natural synergies in innovation and technology, research and development (R&D), procurement, marketing, infrastructure and environment to produce value-added, high-quality solutions for its customers around the world.

Share Data

Price (€)	€ 1,65 (9/3/2018)
# of shares	375,241,586
Capitalization (mil.€)	€ 619.15
% change since 31/12/2016	292%
52 wks high (€)	€ 2.04
52 wks low (€)	€ 0.51
REUTERS	ELHA.AT
BLOOMBERG	ELHA:GA

Shareholders Structure

Free Float
10.38%



VIOHALCO
89.62%

FY 2017 Results
Results FY 2017

Published 12-month basis

	(M €)			Δ (%)		
	2017	2016	Δ (%)	2017	2016	Δ (%)
Turnover	1,150	843	36.5%	1,863	1,534	21.5%
Gross Profit	104	74	39.6%	157	114	37.5%
a-EBITDA	89	88	1.4%	129	118	9.6%
EBITDA	113	89	26.6%	161	125	28.7%
EBIT	70	49	42.3%	102	68	48.9%
EBT	51	33	52.0%	64	32	98.0%
Profit after tax	33	22	51.8%	61	24	160.5%
Profit after tax & non-controlling interests	34	22	52.6%	-	-	-
Margin						
Gross Profit	9.0%	8.8%		8.4%	7.4%	
a-EBITDA	7.8%	10.5%		6.9%	7.7%	
EBITDA	9.8%	10.6%		8.6%	8.1%	

•The consolidated turnover of ElvalHalcor marked an increase of 21.5% for the full year 2017(1) amounting to Euro 1,863 mil versus Euro 1,534 mil in 2016.

•Consolidated earnings before taxes, interest depreciation and amortization (EBITDA), in a twelve-month basis, amounted to profit of Euro 160.5 mil. versus profit of Euro 124.7 mil. the prior year, increased by Euro 35.8 mil (+29%) while consolidated earnings before taxes and interest (EBIT) amounted to Euro 102.0 mil in 2017 versus Euro 68.5 mil for the previous year, increased by Euro 33.5 mil (+49%). Finally, consolidated results before taxes amounted in 2017 to profit of Euro 63.9 mil. increased by 98%.

•Consolidated revenue was positively affected by increases in both sales volumes and metal prices. At the same time, a decline in production costs, production process optimization and the development of technological innovations, further strengthened the competitive position of ElvalHalcor's products globally, resulting in increased profitability for the year.

Aluminium Segment

- In 2017, the aluminium segment increased its volumes by 3.2% and its revenue by 13.8% to Euro 959 mil. profit before income tax amounted to Euro 53.8 mil. versus Euro 33.3 mil. in prior year.
- In December 2017, the aluminium-rolling sector of ElvalHalcor signed a contract with EIB for a loan of Euro 70 mil. up to 8 years for financing part of the new investment program of Euro 150 mil.
- A new plant adjoining to the Oinofyta plant was acquired and reallocation of some machinery is in progress.
- A third Continuous Casting Line started operation, increasing the production capacity and output of the Oinofyta plant in 2017.
- In 2017 the operation of the passivation Globus line provided the ability for further increase of the sales in markets of food packaging and multilayer tubes.
- The completion of investments that allow the company to enhance its presence in the thick gauge aluminium plates such as those for the ship building industry.

Copper Segment

- In 2017, the copper segment saw significant growth in sales volumes, which rose by 15.4% year-on-year, and increased utilization rates that led to improved segment results. Profit before income tax amounted to Euro 10.1 mil. profit versus Euro 1,0 mil. loss in prior year.
- The segment increased its sales in copper tubes. Anti-dumping duties imposed in Turkey did not hinder the rising trend of sales.
- As a consequence of higher global demand and continued improvements in quality and service at Sofia Med, sales of copper and copper alloy rolled products saw significant growth particularly in products used for industrial applications. In contrast, sales of copper rolled products used in roofing applications decreased, as a result of the continuing substitution of copper for this application. The company has focused on products used for industrial applications, with higher profitability, which are now the largest part of its sales, reversing the past trend.
- In the extruded alloys segment, Fitco focused on higher value-added products, like alloy tubes. As a result, production and sales of alloy tubes almost doubled, while alloy rod production remained flat compared to the previous year.

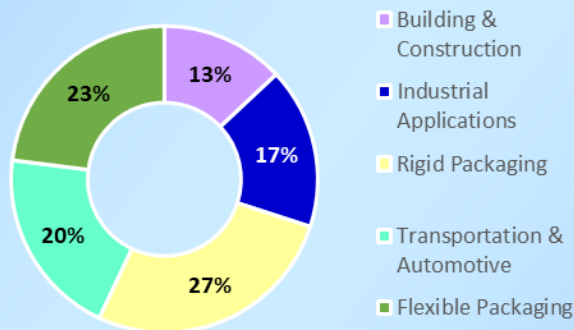
⁽¹⁾ The consolidated results of FY 2017, as published, and due to the accounting treatment of the merger (IFRS 3, Business Combinations) and the date that it was concluded, include the revenues and results of Elval and its subsidiaries for the whole year, of Halcor and Fitco only for the 12th, and of Sofia Med for the 8th -12th months. Respectively for FY 2016, only the results of the Elval group are included. For the best comparability and depiction of the figures of the ElvalHalcor group, the company has prepared and is showing proforma financial statements that depict the figures of the financial results as if the merger had taken place in 01/01/2016

Consolidated Financial Results

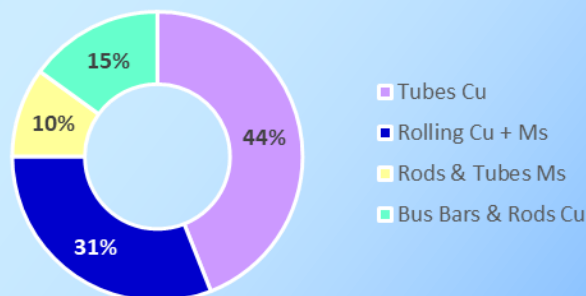
('000 €)	FY 2016	FY 2017
Turnover	1,534,127	1,863,320
Cost of Sales	-1,420,071	-1,706,448
Gross Profit	114,056	156,872
Other operating income / (expenses) - net	5,250	2,580
Selling Expenses	-19,647	-19,812
Administrative Expenses	-31,186	-37,673
EBITDA Adjusted	118,047	129,437
EBITDA	124,701	160,521
EBIT	68,473	101,967
Financial Expenses - net	-36,423	-36,751
Share of profit / loss from associates	234	-1,293
EBT from continued operations	32,284	63,923
Tax related to continued operations	-8,736	-2,593
Earning after Tax	23,548	61,330
Margin analysis %		
Gross Profit	7.4%	8.4%
EBITDA adj.	7.7%	6.9%
EBITDA	8.1%	8.6%
EBT from continued operations	2.1%	3.4%

Sales Mix 2017

Aluminium Segment



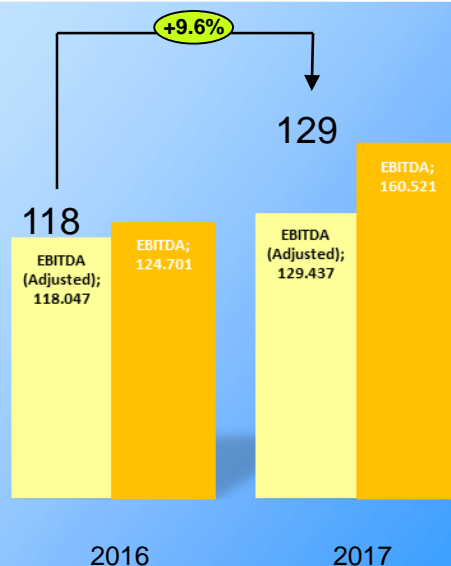
Copper Segment



Consolidated Statement of Financial Position

('000 €)	FY 2016	FY 2017
ASSETS		
Fixed assets	410,673	842,212
Inventories	232,830	433,498
Trade receivables	194,419	199,025
Other current assets	2,638	9,246
Cash and cash equivalents	15,198	41,446
TOTAL ASSETS	855,758	1,525,427
EQUITY & LIABILITIES		
Share capital (101.279.627 of € 0,38)	105,750	146,344
Other Company's shareholders equity	345,835	509,166
Company's shareholders equity	451,585	655,510
Minority rights	2,118	12,905
Total Equity	453,703	668,415
Long term borrowings liabilities	98,813	278,940
Provisions / Other long term liabilities	77,819	113,784
Short term borrowings liabilities	109,646	273,016
Other short term liabilities	115,776	191,271
Total Liabilities	402,054	857,011
TOTAL EQUITY & LIABILITIES	855,757	1,525,426

Consolidated adj. EBITDA & EBITDA (in M €)



This presentation may contain forward-looking statements. These forward-looking statements are based upon current expectations and assumptions regarding anticipated developments and other factors affecting the Group. They are not historical facts, nor are they guarantees of future performance. Because these forward-looking statements involve risks and uncertainties, there are important factors that could cause actual results to differ materially from those expressed or implied by these forward-looking statements. Further details of potential risks and uncertainties affecting ELVALHALCOR Group are described in the ELVALHALCOR's filings with the Athens Stock Exchange. These forward-looking statements speak only as of the date of this presentation.